

## Titel: Rosa Parks (fra serien Little People - Big Dreams)

Tema: Black America - Equal Rights  
Fag: Engelsk  
Målgruppe: 4.- 8.kl.



**Bog:** Forfatter: *Lisbeth Kaiser*  
Forlag: *Frances Lincoln Children's Books 2017*



Denne pædagogiske vejledning omhandler arbejdet med biografien om Rosa Parks. Efter fælles læsning af beretningen om Rosa Parks, vises modeller for stilladsering, som kan benyttes, når eleverne selv skal arbejde med at skrive en biografi.

## Faglig relevans/kompetenceområder

I forhold til Forenklede fælles mål fokuseres på kompetenceområdet skriftlig kommunikation. I dette tilfælde ideer til, hvordan eleverne kan arbejde med at skrive en biografi.

## Ideer til undervisningen

### Biodigte

Rosa Parks og de mange andre titler i serien *Little People - Big Dreams* er biografier holdt i et ret enkelt sprog med en meget støttende billedside. Det sidste opslag på en dobbeltside er en biografi i et noget mere krævende sprog, som suppleres af en tidslinje med fire nedslag.

Skal hele klassen arbejde med en biografi, kan man med fordel begynde mere enkelt for så senere at skrive lidt mere komplekst. En måde at påbegynde arbejdet med at skrive en biografi går gennem et *biodigt*. Det er oplagt at klassen i første omgang arbejder med den fælles bog Rosa Parks, for så senere at vælge en anden spændende personlighed.

I dette link finder du en skabelon til arbejdet med et biodigt: <http://kortlink.dk/2fgux>. Du kan til enhver tid tilpasse kriterierne i den venstre kasse til netop dine elever, så opgaven bliver lettere eller mere vanskelig.

Biodigtene skal selvfølgelig illustreres og hænges op, samles i klassens bog eller lignende og præsenteres for en reel modtager, fx forældre, naboklassen måske i en lyrikcafe mm. Således får produktet og dermed sproget en reel betydning.

### Biografi

Når eleverne skal arbejde med at skrive en biografi baseret på Rosa Parks eller en anden personlighed ( evt. fra serien *Little People - Big Dreams*) kan de bruge følgende overskrifter:

- Headline = The person's name (made by.....)
- Childhood
- Why this person is famous

- Adult life
- Interesting facts
- Character traits
- Biography timeline.

Biografien kan laves i powerpoint (som eksemplet nedenfor), BookCreator, word osv. Ligesom der lægges op til, at biodigtene illustreres, vil det være inspirerende at indsætte billeder og layoute biografien, så den bliver inspirerende læsning for andre. Dermed sættes ligeledes fokus på den meningsfulde kommunikation. (Billeder tilgås lovligt i fx pixabay.com).

### Eksempel på en biografi i powerpoint lavet af elever i 6.kl.


 Neil Armstrong

By 


**Character Traits**

- **Trait: Brave**  
• Neil was brave, because he was in the NASA army and he was an astronaut.
- **Trait: Curious**  
• He was curious, because he always wondered what and how things worked.






**Why this person is famous**

- He was the first man to walk on the moon.
- He said "That's one step for man, one giant leap for man kind."
- He put a flag on the moon to show that he was there.
- He flew spaceships for NASA.




**Adult Life**

- Neil was sent to the military and he got to fly a lot of airplanes.
- Later in his life he became a pilot.
- He spent most of his time flying many airplanes.
- He was a test plane pilot.


**Interesting Facts**

- Neil was interested in the Wright brothers. He liked planes and flying them as much as the Wright brothers.
- Soon, when Neil got older he flew all kinds of jets and planes.
- When Neil Armstrong walked on the moon, he said, "That's one step for man, one giant leap for man kind."
- Neil and the other astronauts still have footprints on the moon.
- Neil was always excited to fly planes and spaceships.

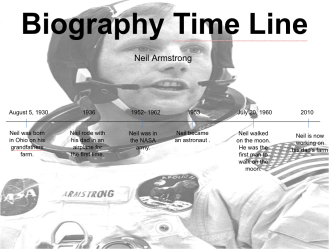


**Childhood**

- Date of Birth: August 5, 1930
- Neil Armstrong loved to read books. In first grade, he was reading fifth grade level books.
- He first began getting interested in model planes when he had his first plane ride. He was six years old.
- Neil took a plane ride with his dad and they started out slow and then they got faster till they were soaring.
- After Neil's ride he was excited to learn more about flying the machine and wanted to fly for most of his life.
- Then, he went to the hobby store and bought a few model airplane kits.



**Biography Time Line**



Neil Armstrong

August 5, 1930 Neil was born in Ohio to an engineer and a homemaker.

1930 Neil went to the first grade in Dayton, Ohio.

1930-1942 Neil went to the high school in Dayton, Ohio.

1946 Neil became an astronaut.

July 16, 1969 Neil walked on the moon. He was the first person to walk on the moon.

Neil is now 89 years old.

Hvis eleverne arbejder i powerpoint, er det oplagt at kæde biografien sammen med en forberedt præsentation i et så frigjort sprog som muligt.