



Get ready!  
Prior  
knowledge

Enjoy  
reading!




Speak up!

Grammar  
you will  
need

Writing with  
a purpose

Final task

# Picture Books – mellemtrin

cfu	 <p>Coming to England</p>	 <p>The Don't Panic Gang</p>	 <p>The President of the Jungle</p>
Get ready! Prior knowledge	<ul style="list-style-type: none"> <li>Look at the front and back cover. Learners describe what they see in the pictures. Where are the girl and her family on the back cover?</li> <li>What does the title indicate?</li> <li>Tell that the girl is from Trinidad and show it on a map.</li> </ul>	<ul style="list-style-type: none"> <li>Look at the front cover. Read the title. What is the book about?</li> <li>Describe the characters.</li> <li>What is a superhero? How can you recognise a superhero?</li> </ul>	<ul style="list-style-type: none"> <li>Look at the front cover. Read the title and the signs. What is the book is about? Who are the characters?</li> <li>Make a card for each word related to an election and put it on the wall e.g. ballot box, campaign, candidate, debate, democracy.</li> <li>Say the words, talk about their meaning.</li> </ul>
Enjoy reading!	<ul style="list-style-type: none"> <li>Read the first two spreads, then listen to the rest of the story being read out loud: <a href="https://youtu.be/BFuFc_xuOUU">youtu.be/BFuFc_xuOUU</a></li> <li>In pairs read the book, while writing down keywords about Trinidad. Use both text and pictures. Write down the findings on the board.</li> <li>Read on now collecting keywords about London. Write down on the board.</li> </ul>	<ul style="list-style-type: none"> <li>Read the book out loud. Focus on unknown vocabulary and sounds, e.g. do-gooders and zippity quick.</li> <li>The learners repeat the sounds after you.</li> <li>Describe the following spreads while reading: #1: Where are we and what do we see? #3/4: What happens when they get a call? #8: What do you think that they can see? #10: What are their weapons? Think about other harmless weapons.</li> </ul>	<ul style="list-style-type: none"> <li>Read the book in class and talk about important vocabulary.</li> <li>Talk about the animals represented, their names and characteristics.</li> <li>Read the book in small groups/pairs and collect arguments for the election. Who is the favourite?</li> </ul>
Speak up!	<ul style="list-style-type: none"> <li>Talk about words describing the feelings that Floella has had. The book uses e.g. miss, kind, joy. What other words could be used? Write the words on the board.</li> <li>Discuss e.g. the following questions integrating the words. Work in pairs, before sharing in class. What does change mean? How might Floella be feeling at different points in the story? Have you ever experienced changes yourself? How did it make you feel?</li> </ul>	<ul style="list-style-type: none"> <li>Do the learners know what a sumo, a ninja, and a kung-fu is? Talk about their powers and write down relevant words for later use.</li> <li>What superheroes do they know? What powers do they have? What is often the mission of a superhero? Take notes.</li> <li>In which situations would you wish for a superhero to come and help you?</li> <li>What is the surprising element of the book?</li> </ul>	<ul style="list-style-type: none"> <li>In class revisit the pages with the election posters and speeches. What is the content of the different candidates' texts?</li> <li>In pairs the learners choose a topic which could be the content of their own campaign. Write keywords.</li> <li>Share ideas with another pair.</li> </ul>
Grammar you will need	<p>Focusing on the past tense.</p> <ul style="list-style-type: none"> <li>Talk about what a verb is and the difference between the present and past tense. Find a few examples of the past tense in the book.</li> <li>The learners find 10 more on their own.</li> <li>Now it might be appropriate to talk about regular and irregular verbs and to show, how to use a dictionary to check whether a verb is regular or irregular.</li> </ul>	<p>Focusing on chunks:</p> <ul style="list-style-type: none"> <li>Sayings with animals: From the book: Two shakes of a lamb's tail, two toots of an elephant's trunk. Other examples: let the cat out of the bag, kill two birds with one stone, hold your horses, like a fish out of water, when pigs fly.</li> <li>Other chunks from the book: come at once, world famous, top secret, not a moment to lose, last but not least, totally terrifying.</li> <li>Talk about the meaning. Use some of the chunks in sentences or make new sayings.</li> </ul>	<p>Lion, Monkey, Snake and Sloth have campaign posters and texts. Lion and Snake's are written in past tense, Monkey and Sloth's in present tense.</p> <ul style="list-style-type: none"> <li>What is the difference? Could they swap?</li> <li>Rewrite some of the passages from past to present tense and vice versa. What happens then?</li> </ul>
Writing with a purpose	<ul style="list-style-type: none"> <li>Write a diary entry from Floella's point of view describing e.g. her first day at school or her arrival in England.</li> <li>In class make a model text. What is a diary entry? What could the first sentence be etc.? Use the "feeling" words that were collected earlier. Write in the past tense.</li> <li>The learners share their entries with at least one classmate.</li> </ul>	<ul style="list-style-type: none"> <li>The learners make a cartoon (Skoletube.dk) or a single picture with another example of somebody needing help from "The Don't Panic Gang".</li> <li>Use the vocabulary and chunks that you have worked with until now.</li> </ul>	<ul style="list-style-type: none"> <li>Use a campaign poster and text as a model. In pairs choose an animal and use your notes to create (write and draw) your own poster and text. Choose the past tense or the present tense.</li> <li>Define a "campaign wall", where you put the posters up.</li> </ul>
Final task	<ul style="list-style-type: none"> <li>Discuss in class why someone might be moving house or to a different country.</li> <li>In pairs make a poster about moving.</li> <li>Brainstorm and write keywords/short sentences. What will you pack? What are you looking forward to the most? Which worries could you have?</li> <li>Make a display with all the posters and let the pairs present their poster to other pairs.</li> </ul>	<ul style="list-style-type: none"> <li>The learners create their own superhero.</li> <li>Draw and describe looks, powers, personality, and motto</li> <li>Use the vocabulary and chunks that you have worked with until now.</li> <li>In groups the learners show and present their superheroes.</li> </ul>	<ul style="list-style-type: none"> <li>Use the poster from before to prepare a 2-minutes speech.</li> <li>Two groups swap posters. The pairs prepare three questions they would like to ask the other pair.</li> <li>The learners present their candidate, and the opponent pair put their questions forward.</li> <li>Make a ballot box and vote: Who is the next president?</li> </ul>